

Ambience vertical

AVANT GARDE

Price **Module 2**

Frontal: Wood veneer (vertically or horizontally grained)/solid lipped panels 19mm thickness. **Standard Drawer:** 500mm Silver powder coated drawer sides with full extension runners and Mfc base/back.

Price	Door Colour/Ref	Carcase Options-Mfc	Suggested Plinth Style (Charged separately)	Handle Options	Handle Centre	Handle Alignment On Hinged Door	Jig Ref.
2	Light Oak (14)	Light Oak (4)	Light Oak Ven. (14)	210 Logo D	160	V	DGD
	Maple (47)	Maple (35)	Maple Veneer (47)	300 S/Steel Effect Bar	128	V	DGD
	Wild Cherry (53)	Milano Cherry (5)	Wild Cherry Ven. (53)	432 Stoneham Oblong D	160	V	DGD
	Black Walnut (54)	Planked Walnut (36)	Black Walnut Ven. (54)	433 Convex D	160	V	DGD
	*Natural Walnut (55)	Planked Walnut (36)	Natural Walnut Ven. (55)	434 Conical Steel Knob	-	-	DGD
				435 Tab Pull	32	H	DGD

* Please note Natural Walnut is unstained and will feature more colour variants and grain characteristics than Black Walnut.

Carcase Option


- A. We strongly recommend that exposed end panels are specified as integral veneer style. These should be specified as an extra charge (refer section 7).
- B. If alternative carcass colour is required, this must be clearly stated on the order and apply to complete kitchens only. Options are - Alabaster, White, Light Oak, Maple, Milano Cherry, Planked Walnut Mfc.



Light Oak 14



Maple 47



Wild Cherry 53



Black Walnut 54/Natural Walnut 55



Glass Door.
Frame available all door colours.
Clear glass.



Glass Door.
Aluminium frame. Satin optifloat glass. Integral handle fitted to the bottom edge of the door.

Ambience horizontal

As above but with horizontal wood grain.



Light Oak 14




Maple 47



Wild Cherry 53



Black Walnut 54/Natural Walnut 55



Glass Door.
Frame available all door colours.
Clear glass.

Suggested Handle Choice



Logo D. 210



S/Steel Effect Bar. 300




Stoneham Oblong D. 432



Convex D 433



Conical Steel Knob. 434



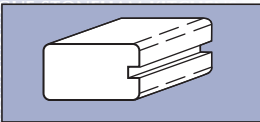
Tab Pull. 435

Premium Handles are available (see Section 0.40 and Section 8) and should be specified on order (extra charges apply per handle).

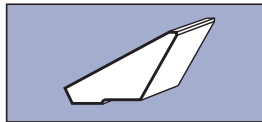
Alternative standard handles are available. Please refer to Range/Standard handle availability chart (see Section 0.41 and Section 8).

Cornice

Model/Description	Colour (Ref.)
MLD105 Veneer section	Light Oak (14)
MLD105 Veneer section	Maple (47)
MLD105 Veneer section	Wild Cherry (53)
MLD105 Veneer section	Black Walnut (54)
MLD105 Veneer section	Natural Walnut (55)
MLD115 Solid Cornice	Light Oak (14)
MLD115 Solid Cornice	Maple (47)
MLD115 Solid Cornice	Wild Cherry (53)
MLD115 Solid Cornice	Black Walnut (54)
MLD115 Solid Cornice	Natural Walnut (55)
*Alternative styles available (refer Section 6)	



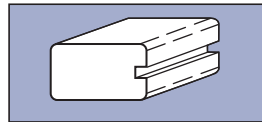
MLD 105



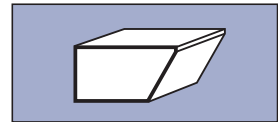
MLD 115

Pelmet Trim

Model/Description	Colour (Ref.)
MLD105 Veneer section	Light Oak (14)
MLD105 Veneer section	Maple (47)
MLD105 Veneer section	Wild Cherry (53)
MLD105 Veneer section	Black Walnut (54)
MLD105 Veneer section	Natural Walnut (55)
MLD116 Solid Pelmet	Light Oak (14)
MLD116 Solid Pelmet	Maple (47)
MLD116 Solid Pelmet	Wild Cherry (53)
MLD116 Solid Pelmet	Black Walnut (54)
MLD116 Solid Pelmet	Natural Walnut (55)
*Alternative styles available (refer Section 6)	



MLD 105



MLD 116