

# Knole - Painted smooth



Price **Module 6**

**Frontal:** MDF In-frame design/MDF centre panel. (Square edged internal frame). Smooth painted finish.

**Standard Drawer:** 500mm Silver powder coated drawer sides with full extension runners and Mfc base/back.

- Standard hinge system - Concealed clip hinges 100 deg. (fully cranked) 170 deg. hinge option (semi-cranked) with 9mm additional spacer plates.
- Optional hinge system (at extra charge) - Brass, Antique Pewter or chrome butt with ball catch.
- It is assumed that functional doors (operating in frame) require butt hinges only. However, if integral door and pull-out interior doors require false butt hinges fitted, please detail with preferred hand on kitchen elevation order.

Price	Door Colour/Ref	Carcase Options-Mfc	Suggested Plinth Style (Charged separately)	Handle Options	Handle Centre	Handle Alignment On Hinged Door	Jig Ref.
6	Primed (84) (For Hand Painting)	Maple (35)	Primed (84)	210 Logo D	160	V	CJC
				212 Walnut Knob	-	-	CJC
				227 Pewter/Blackgrip	128	V	CJC
6	Std. colour painted (97)	Maple (35)	Std. Colour painted (97)	234 Cup Pull	64	V	AIA
6**	Bespoke colour painted (98)	Maple (35)	Bespoke colour painted (98)	408 Engraved D	128	V	CJC
				457 Rose Bud Pull	-	-	CJC


## Carcase Option

- A. If alternative carcass colour is required, this must be clearly stated on the order and apply to complete kitchens only. Options are - Alabaster, White, Light Oak, Maple, Silver, Milano Cherry, Planked Walnut Mfc.
- B. When exposed T&G integral ends are required these should be specified or primed/solid colour T&G (Refer Section 7).



Primed Door 184

## Knole Standard Colour Range (97)



## Knole Bespoke



Bespoke Colour (98)

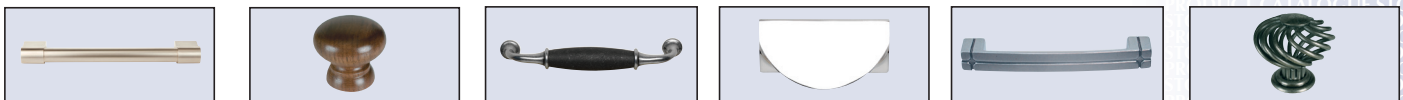
\*\*Fixed price supplement applies for bespoke colour painted upgrade per order. Model code PNT14X. Please note sufficient paint is ordered to fulfil the order received. It may not be possible to fulfil additional separate order from original paint batch. As a consequence of this & special set-up required in finishing plant, a further price supplement may apply.

Sprayed sample of bespoke colour is sent for approval before production commences.



Glass Door.  
Primed & Painted. Clear Glass.

## Suggested Handle Choice



Logo D. 210

Walnut Knob. 212

Pewter/Black Grip. 227

Cup Pull. 234

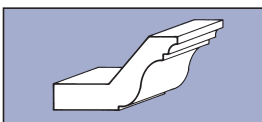
Engraved D. 408

Rose Bud Pull. 457

Premium Handles are available (see Section 0.40 and Section 8) and should be specified on order (extra charges apply per handle). Alternative standard handles are available. Please refer to Range/Standard handle availability chart (see Section 0.41 and Section 8).

## Cornice

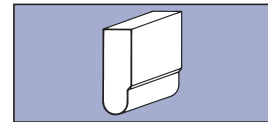
Model/Description	Colour (Ref.)
MLD011 Solid Cornice	Primed (84), Standard colour painted (97), Bespoke colour painted (98)
*Alternative styles available (refer Section 6)	



MLD 011

## Pelmet Trim

Model/Description	Colour (Ref.)
MLD042 Painted Pelmet Trim	Primed (84), Standard colour painted (97), Bespoke colour painted (98)
*Alternative styles available (refer Section 6)	



MLD 042