

# Marlborough - Painted smooth



**Price Module 6**

**Frontal:** MDF In-frame design/MDF centre panel. (Square edged internal frame). Smooth painted finish.

**Standard Drawer:** 500mm Silver powder coated drawer sides with full extension runners and Mfc base/back.

- Standard hinge system - Concealed clip hinges 100 deg. (fully cranked) 170 deg. hinge option (semi-cranked) with 9mm additional spacer plates.
- Optional hinge system (at extra charge) - Brass, Antique Pewter or chrome butt with ball catch.
- It is assumed that functional doors (operating in frame) require butt hinges only. However, if integral door and pull-out interior doors require false butt hinges fitted, please detail with preferred hand on kitchen elevation order.

Price	Door Colour/Ref	Carcase Options-Mfc	Suggested Plinth Style (Charged separately)	Handle Options	Handle Centre	Handle Alignment On Hinged Door	Jig Ref.
6	Primed (84)	Maple (35)	Primed (84)	205 Square Pewter Knob	16	V	BHC
	(For Hand Painting)			211 Bulbous D	128	V	CHE
6	Std. colour painted (97)	Maple (35)	Std. Colour painted (97)	408 Engraved D	128	V	CHE
6**	Bespoke colour painted (98)	Maple (35)	Bespoke colour painted (98)	433 Convex D	160	V	CHE
				456 Cast Iron D	96	V	CHE
				457 Rose Bud Pull	-	-	CHE

### Carcase Option

A. If alternative carcass colour is required, this must be clearly stated on the order and apply to complete kitchens only. Options are - Alabaster, White, Light Oak, Maple, Silver, Milano Cherry, Planked Walnut Mfc.

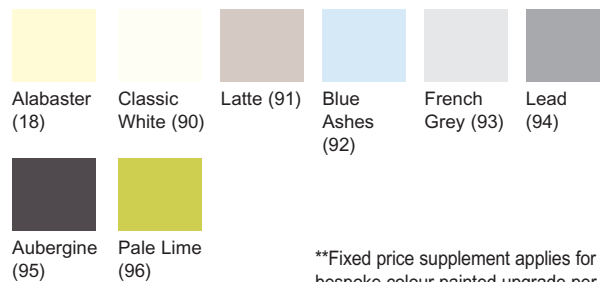
B. When exposed T&G integral ends are required these should be specified or primed/solid colour T&G (Refer Section 7).

**Painted/primed finish notes:** Painted/primed finish on this range will provide a smooth finish ie: no visible grain.



Primed Door 147

### Marlborough Standard Colour Range (97)



### Marlborough Bespoke (98)



Bespoke Colour (98)


NB: Please refer to colour samples of this material for true colour matching.

\*\*Fixed price supplement applies for bespoke colour painted upgrade per order. Model code PNT14X. Please note sufficient paint is ordered to fulfil the order received. It may not be possible to fulfil additional separate order from original paint batch. As a consequence of this & special set-up required in finishing plant, a further price supplement may apply.



Glass Door.  
Primed & Painted. Estrada Glass.

### Suggested Handle Choice

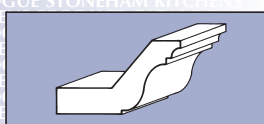


Square Pewter Knob. 205    Bulbous D. 211    Engraved D. 408    Convex D. 433    Cast Iron D. 456    Rose Bud Pull. 457

Premium Handles are available (see Section 0.40 and Section 8) and should be specified on order (extra charges apply per handle). Alternative standard handles are available. Please refer to Range/Standard handle availability chart (see Section 0.41 and Section 8).

### Cornice

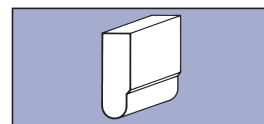
Model/Description	Colour (Ref.)
MLD011 Solid Cornice	Primed (84), Std. Colour (97), Bespoke Colour (98)
*Alternative styles available (refer Section 6)	



MLD 011

### Pelmet Trim

Model/Description	Colour (Ref.)
MLD042 Painted Pelmet Trim	Primed (84), Std. Colour (97), Bespoke Colour (98)
*Alternative styles available (refer Section 6)	



MLD 042